

NEW EDITION

MARATHON

Plus

Activity
Book

Craft
Book

Audio
CD

REFERENCE BOOK

3

Audio Files



NEVİN ÖZTÜRK
TUĞBA AYDIN GÜZEL



ydspublishing

MEB 3. Sınıf Müfredatı ve
Kitabıyla %100 uyumludur.

ISBN

978-605-2220-15-3

Written by

Nevin Öztürk
Tuğba Aydın Güzel

Edited by

Nevin Öztürk
Tuğba Aydın Güzel

Graphic Design

Emel Erbaş

Illustrations

Shutterstock

YDS PLAZA

Küçükbakkalköy Mh.

Şerifali Yolu Cd.

Çetin Sk.

No: 11 34750

Ataşehir / İstanbul

Tel: 0850 288 35 00

Faks: 0850 288 35 09

www.ydspublishing.com

Tüm yayın hakları

YDS Yayıncılık Ltd.

Şti.'ne aittir. Yazılı izin

alınmadan kısmen

ya da tamamen alıntı

yapılamaz, hiçbir

şekilde kopya edilemez,

çoğaltılamaz ve

yayımlanamaz.

info@ydspublishing.com

ydspublishing

CONTENTS



1	GREETING	5
2	MY FAMILY	17
3	PEOPLE I LOVE	29
4	FEELINGS	47
5	TOYS AND GAMES	61
6	MY HOUSE	75
7	IN MY CITY	91
8	TRANSPORTATION	103
9	WEATHER	115
10	NATURE	125
	ANSWER KEY	141
	STICKERS	148



This book belongs to:

.....
.....

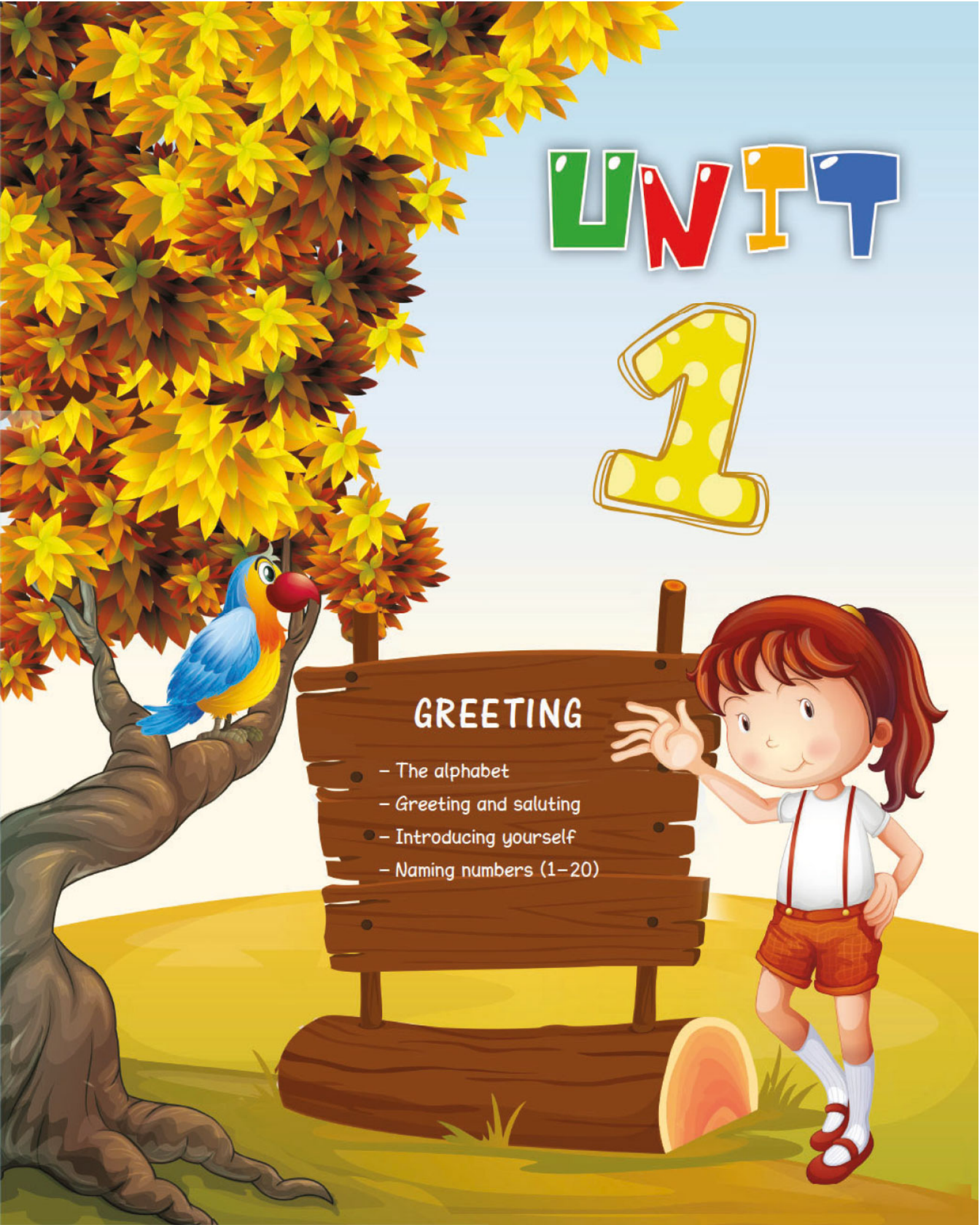


UNIT

1

GREETING

- The alphabet
- Greeting and saluting
- Introducing yourself
- Naming numbers (1-20)





1. LISTEN, POINT AND SAY.

THE ALPHABET



2. Trace the letters.



3. Write the missing letters.



1.2 4. Listen and tick (✓).



a) b)



a) b)



a) b)



a) b)



a) b)



a) b)

5. Put the words in the alphabetical order.

cake zebra dog ant radio quiz X-ray mouse

1. 2. 3. 4.
 5. 6. 7. 8.



6. Now, work with a partner and act out the dialogue.



7. LISTEN, POINT AND SAY.

GREETINGS



GREETINGS (Selamlamalar)

Hi! / Hello! = Merhaba!

Good morning! = Günaydın!

Good evening! = İyi akşamlar!

Goodbye! / Bye! = Hoşça kal!

Good afternoon! = Tünaydın!

Good night! = İyi geceler!

Have a nice / good weekend. = İyi hafta sonları.

Have a nice / good day. = İyi günler.

See you soon / later. = Yakında/Daha sonra görüşürüz.

Take care! = Kendine dikkat et.

Welcome! = Hoş geldin.

INTRODUCING YOURSELF (KENDİNİ TANITMA)

Bir kişi kendini tanıtırken farklı bilgiler verebilir ve bunun için farklı kalıplar kullanabilir. Bir kişi ismini söylerken "My name is"; "This is"; "I am" kalıplarını kullanırken; mesleği ve yaşı gibi bilgileri verirken yalnızca "I am" kalıbını kullanır.

- My name is Burcu.
- This is Ahmet.
- I am Selin.
- I am eight years old.
- I am a student.

Kişinin adı sorulurken "What is your name?" sorusu ve yaşı sorulurken "How old are you?" sorusu sorulur.

- What is your name? (=Senin adın ne?)
- My name is Selim. (=Benim adım Selim.)
- How old are you? (=Kaç yaşındasın?)
- I am nine years old. (=Dokuz yaşındayım.)

Bir kişi, birisiyle tanıştığına memnun olduğunu söylemek için "Nice to meet you. / Nice meeting you." (Tanıştığımıza memnun oldum.) ifadelerini kullanır.

Bir kişiye nasıl olduğu sorulurken "How are you?" sorusu sorulur ve o kişi cevap verirken "I'm fine, thanks." / "Fine, thank you." / "Good." / "Thanks." gibi ifadeler kullanır. Cevap verilen kişinin nasıl olduğunu sorarken ise bu ifadelerin sonuna "And you?" kalıbı eklenir.

- How are you, Nina?
- Fine, thank you.
- How are you?
- I'm fine, thanks. And you?
- I'm good too.

8. Read the dialogues and complete.

Nice meeting you, Mr Jen.
Spell your name, please.
How old are you, Perry?
What's your name?

Mr Jen : 1
Perry : Perry Ivy.
Mr Jen : 2
Perry : P - E - R - R - Y I - V - Y.
Mr Jen : 3
Perry : I'm ten years old.
Mr Jen : Nice to meet you, Perry.
Perry : 4

Thank you.
Hello, Anna!
Goodbye!
Have a nice evening.
Fine, thanks.

David : 5 How are you?
Anna : 6 And you?
David : I'm fine, too. 7
Anna : See you later, David.
8
David : Have a good evening, Anna.
9

9. Act out similar dialogues with your partner.



10. LISTEN, POINT AND SAY.



one



two



three



four



five



six



seven



eight



nine



ten



eleven



twelve



thirteen



fourteen



fifteen



sixteen



seventeen



eighteen



nineteen



twenty

11. Unjumble the letters and write the numbers.

1. ntfief (15) 4. hetertin (13)

2. etn (10) 5. noe (1)

3. eteiheng (18) 6. efvi (5)

12. Match and write the letters.



1. four

2. twelve

3. nine

4. fourteen

13. Find and stick.



eleven

.....

.....

.....



four

.....

sixteen

.....

14. Put a tick (✓) or a cross (✗).



nine frogs



twenty ladybirds



six balloons



fourteen boxes



twelve scissors

15. Find the answers and then find the word.

five + four + one = 10 D

one + four + four = E

eighteen - four + two = O

two + three + two = B


twenty + five - ten = Y

eleven + five - two = G

five + twelve - six = O



1.5 16. A) Read the story. Then, listen.



B) Match.

- a. - No, it isn't. It's a pencil.
- b. - Is it a book?
- c. - Is it a pen?
- d. - Yes, it is! Well done!



HOW MANY ... ARE THERE?
(KAÇ TANE ... VAR?)

How many apples
are there?


How many peaches
are there?



Thirteen.

Eleven.

17. Look, count and answer.



1. How many carrots are there?

Fifteen.....

2. How many bananas are there?

.....

3. How many oranges are there?

.....

4. How many lemons are there?

.....

5. How many watermelons are there?

.....

18. Look, count and answer.

1. How many desks are there in the classroom?

..... Four.....

2. How many books are there in the classroom?

.....

3. How many pencils are there in the classroom?

.....

4. How many scissors are there in the classroom?

.....

5. How many bags are there in the classroom?

.....




19. Look at the clues and do the puzzle.

ACROSS: →

DOWN: ↓

2.! I am Ayça.



6. 11 + 4 = ?

1. Hi! My is Jenny.




4. See you soon.



3. 16 + 2 = ?

5. GOOD



7. Have a weekend.

8. Take

10. your name, please.

9. I'm ten years




1.6 20. Let's sing and write a song. 



My book is red.

My book is red. - It's red!
 My pen is blue. - It's blue!
 Bob is my friend.
 Hello to you!
 Bob is my friend.
 Hello to you!

My song

My is

 My is blue.
 is my friend.
 Hello to you!
 is my friend.
 Hello to you!

