

NEW EDITION

# MARATHON

Plus

Activity  
Book

Craft  
Book

Audio  
CD

NEVİN ÖZTÜRK  
TUĞBA AYDIN GÜZEL  
İZLEM ATAR

REFERENCE BOOK

Audio Files



4

ydspublishing

MEB 4. Sınıf Müfredatı ve  
Kitabıyla %100 uyumludur.



**ISBN**

978-605-7767-60-8

**Written by**

Nevin Öztürk  
Tuğba Aydın Güzel  
Izlem Atar

**Edited by**

Nevin Öztürk  
Tuğba Aydın Güzel

**Graphic Design**

Emel Erbaş  
Serpil Teymurtaş  
Oktay Yemenici

**Illustrations**

Shutterstock

PALLADIUM TOWER  
Barbaros Mah. Kardelen Sk.  
No: 2 Kat: 22 34746  
Ataşehir / İstanbul  
Tel: 0850 288 35 00  
Faks: 0850 288 35 09  
www.ydspublishing.com

Tüm yayın hakları **YDS**  
**Yayıncılık Ltd. Şti.**'ne aittir.  
Yazılı izin alınmadan kısmen  
ya da tamamen alıntı yapılamaz,  
hiçbir şekilde kopya edilemez,  
çoğaltılamaz ve yayımlanamaz.  
info@ydspublishing.com

**ydspublishing**



# CONTENTS

1. CLASSROOM RULES ..... 5

2. NATIONALITY ..... 21

3. CARTOON CHARACTERS..... 35

4. FREE TIME ..... 51

5. MY DAY..... 63

6. FUN WITH SCIENCE ..... 79

7. JOBS ..... 95

8. MY CLOTHES ..... 111

9. MY FRIENDS ..... 127

10. FOOD AND DRINKS ..... 141

ANSWER KEY ..... 157



*This book belongs to:*

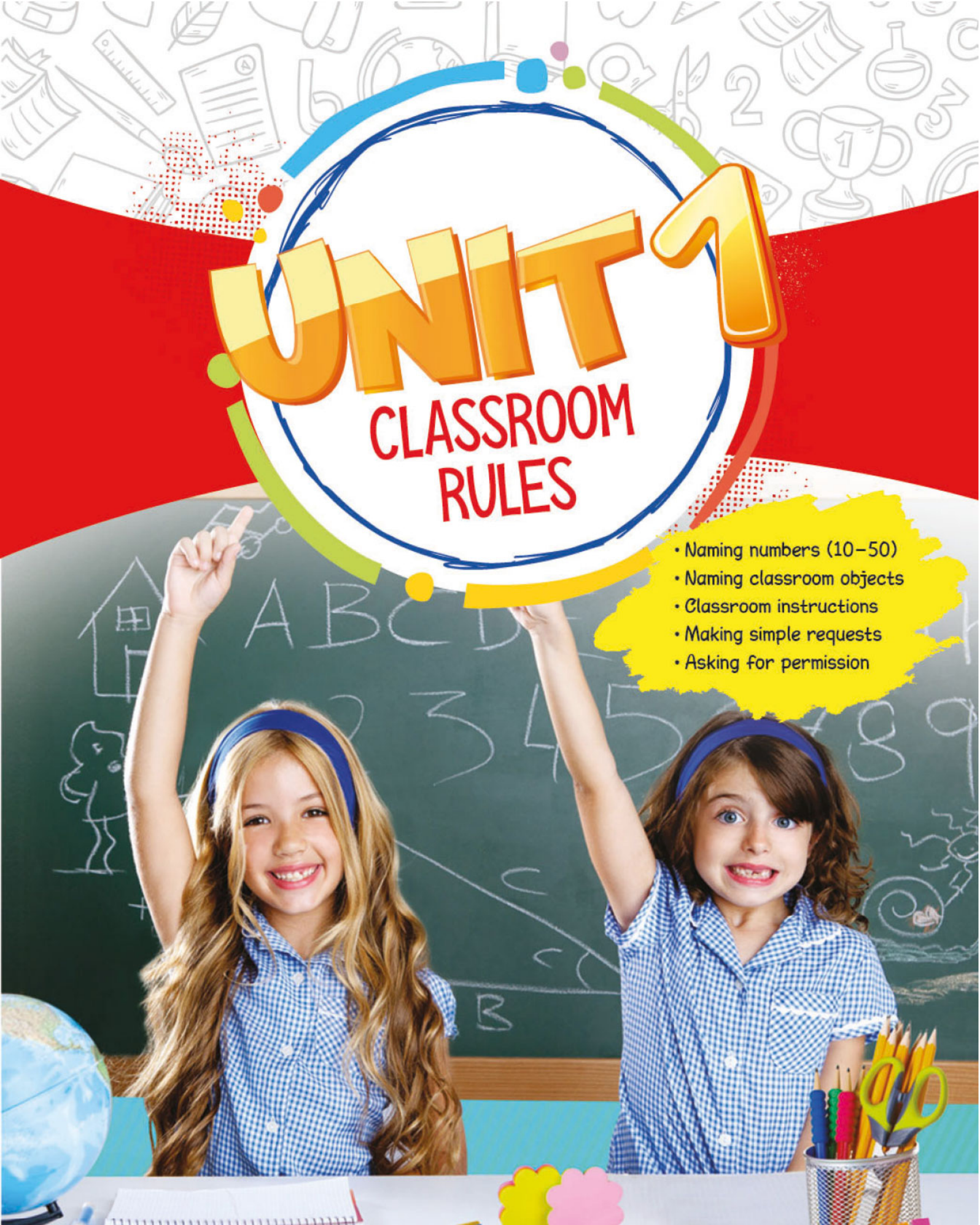
.....

.....

# UNIT 1

## CLASSROOM RULES

- Naming numbers (10–50)
- Naming classroom objects
- Classroom instructions
- Making simple requests
- Asking for permission



# UNIT 1

## CLASSROOM RULES

1. LISTEN, POINT AND SAY.



10

ten

11

eleven

12

twelve

13

thirteen

14

fourteen

15

fifteen

16

sixteen

17

seventeen

18

eighteen

19

nineteen

20

twenty



**21**  
twenty-one

**22**  
twenty-two

**23**  
twenty-three

**24**  
twenty-four

**25**  
twenty-five

**26**  
twenty-six

**27**  
twenty-seven

**28**  
twenty-eight

**29**  
twenty-nine

**30**  
thirty

**38**  
thirty-eight

**40**  
forty

**46**  
forty-six

**50**  
fifty

# UNIT 1

## CLASSROOM RULES

2 Match and write.

1  
twenty-eight

2  
sixteen

3  
fifty

4  
thirty

5  
forty-three

6  
thirty-nine

50

16

39

30

28

43

a

b

c

d

e

f

3 Look and write the numbers.

1



2



3



4



5



6





## 4 Look and write the numbers.

1  $11 + 7 = 18$   
 eleven + seven = eighteen

4  $25 + 11 = 36$

2  $44 + 4 = 48$

5  $23 + 27 = 50$

3  $12 + 13 = 25$

6  $31 + 16 = 47$

► Bir şeyin kaç adet olduğunu sormak için "How many ... are there?" soru kalıbı kullanılır. Cevap verirken ise "There are ..." şeklinde ya da yalnızca sayı belirtilerek cevap verilir.

A: How many chairs are there? (=Kaç tane sandalye var?)

B: There are five chairs. (=Beş tane sandalye var.)

A: How many pencils are there in your pencil case? (=Kalem kutunda kaç tane kurşun kalem var?)

B: There are three pencils. (=Üç tane kurşun kalem var.)

A: How many rulers are there in your bag? (=Çantanda kaç tane cetvel var?)

B: One. (=Bir tane.)

LET'S  
REMEMBER



## 5 Listen and write the numbers.



1. How many books are there?

There are ..... books.

4. How many rulers are there?

There are ..... rulers.

2. How many pencils are there?

There are ..... pencils.

5. How many sharpeners are there?

There are ..... sharpeners.

3. How many erasers are there?

There are ..... erasers.

6. How many boards are there?

There are ..... boards.

# UNIT 1

## CLASSROOM RULES

6. LISTEN, POINT AND SAY.

1.3



window

whiteboard

chair

table

book

pen

notebook

scissors

pencil

pencil sharpener

7 Look at the pictures and find the missing letters.

1  h i   b   d

2

r  e

3

o   o o

6



e

4

p   i






5

c s  r



8 Look, read and write.



Hi, I'm Jim. On my <sup>1</sup>..... (  ),  
 there are four <sup>2</sup>..... (  ),  
 three <sup>3</sup>..... (  ) and two  
<sup>4</sup>..... (  ). I have got  
 a <sup>5</sup>..... (  ) too.

# UNIT 1

## CLASSROOM RULES

9. LISTEN, POINT AND SAY.

1.4



Be quiet.



Come in.



Give me the book.



Sit down.



Stand up.



Clean the board.



Look at the board.



Open the door.



Close the window.



Close your book.



Raise your hand.



Turn on/off the lights.

## 10 Choose from the box and complete.

lights    raise    close    stand    clean    quiet

1



..... up.

2



..... your book.

3



..... the board.

4



..... your hand.

5



Turn off the .....

6



Be .....

## 11 Listen and tick (✓) the correct pictures.



a)

b)



a)

b)



a)

b)



a)

b)

### MAKING REQUESTS

(RİCADA BULUNMA)

➤ Birinden bir ricada bulunurken aşağıdakiler gibi cümleler kurulabilir.

- ◆ Give me the ruler, please. (=Lütfen cetveli bana ver.)
- ◆ Ruler, please. (=Cetvel, lütfen.)
- ◆ Can you give me the ruler, please? (=Lütfen cetveli bana verebilir misin?)

➤ Yapılan isteklere **olumlu** cevap vermek için aşağıdaki kalıplar kullanılır.

- ◆ Sure. (=Elbette.)
- ◆ Here you are. (=Buyur.)
- ◆ Of course. (=Tabii ki.)
- ◆ Okay. (=Tamam.)
- ◆ Yes, sure. (=Evet, elbette.)

➤ Yapılan isteklere **olumsuz** cevap vermek için aşağıdaki kalıplar kullanılır.

- ◆ Sorry. I need it/them. (=Üzgünüm. Benim ona/onlara ihtiyacım var.)
- ◆ I'm afraid not. (=Korkarım ki olmaz.)

➤ Birinin söylediği bir şey anlaşılmadığında aşağıdaki ifadeler kullanılır.

- ◆ Excuse me? (=Efendim?)
- ◆ Say that again, please. (=Lütfen bir kez daha söyle.)

The pencil, please.

Sure.

Give me the red crayon, please.

Sorry. I need it.



### ASKING FOR PERMISSION

(İZİN İSTEME)

➤ Birinden izin isterken "May I ... ?" ya da "Can I ...?" ile başlayan sorular kullanılır.

- ◆ May I come in? (=İçeri girebilir miyim?)  
Yes, you **may**. (=Evet, girebilirsin.)  
No, you **may not**. (=Hayır, giremezsin.)
- ◆ Can I sit here? (=Buraya oturabilir miyim?)  
Yes, you **can**. (=Evet, oturabilirsin.)  
No, you **can't**. (=Hayır, oturamazsın.)
- ◆ May I / Can I take your pencil? (=Kuruşun kalemimi alabilir miyim?)  
Sure. / Of course. (=Elbette. / Tabii ki.)  
Sorry, not right now. (=Üzgünüm, şimdi değil.)





## 12 Read and choose the correct pictures.



**Eric** : Give me the notebook, please.  
**Mark** : Here you are.



**Teacher** : Can you clean the board, please?  
**Lisa** : Excuse me?  
**Teacher** : Clean the board, please.  
**Lisa** : Okay.





**Nick** : The scissors, please.  
**Tina** : Say that again, please.  
**Nick** : The scissors, please.  
**Tina** : Sorry. I need them.



## 13 Look at the pictures and make dialogues as in the examples.


**1**  A: May I take your pen?  
 B: Of course.

**2**  A: Can I take your ruler?  
 B: No, you can't.

**3**  A: .....  
 B: .....

**4**  A: .....  
 B: .....

**5**  A: .....  
 B: .....

**6**  A: .....  
 B: .....

# UNIT 1

## CLASSROOM RULES

14 Listen and choose the correct pictures. Then, write.



1

This is a(n)  
.....



a



b




c

2

This is a  
.....



a



b



c

3

I am  
.....  
years old.



a



b



c

4

May I  
take your  
..... ?



a



b



c

5

Clean the  
.....



a



b



c



## 15 A. Read the dialogue. Then, listen.



## B. Read the dialogue again and write T (True) or F (False).

1. Suzy says, "I have three books, an eraser and a pen on my desk." \_\_\_\_\_
2. Mr Chen is a teacher. \_\_\_\_\_
3. There are five students in the classroom. \_\_\_\_\_
4. There are 6 crayons in Suzy's school bag. \_\_\_\_\_
5. There is one board in the classroom. \_\_\_\_\_
6. Gina has got two notebooks, three pencils and a ruler. \_\_\_\_\_

## C. Act out a similar dialogue.

# UNIT 1

## CLASSROOM RULES

16 Look at the clues and do the puzzle.

**ACROSS** →



7  $25 \times 2 = ?$



**DOWN** ↓



2 Sit ..... please.

4 A: ..... me the red crayon, please.  
B: Here you are.



6 May I ..... off the lights?

9 A: May I come in?  
B: ..., not right now.



# REVIEW TEST

## UNIT 1

1 Aşağıdaki eşleştirmelerden hangisi yanlıştır?

- A) **24**  
twenty-four
- B) **8**  
eighteen
- C) **37**  
thirty-seven
- D) **49**  
forty-nine





2 A: .....?  
B: Twenty.

- A) Where are you  
B) What is your name  
C) How many pens are there  
D) Can I take your book

3

I have got a crayon,  
a pencil case and a ruler.

Yukarıdaki cümlede aşağıda görselleri verilen nesnelere hangisinin karşılığı yoktur?

- A) 
- B) 
- C) 
- D) 

4 Aşağıdaki görsele göre öğretmenin söylemiş olabileceği ifade hangi seçenekte verilmiştir?



- A) Sit down  
B) Look at the board  
C) Be quiet  
D) Raise your hand

5



- A) May I sit here  
B) Is this a table  
C) Can you turn on the lights, please  
D) What is this

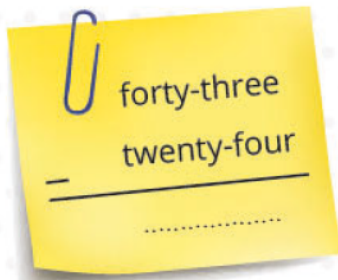
6



This is a .....

- A) table  
B) window  
C) chair  
D) desk

7



- A) nine
- B) twenty-one
- C) nineteen
- D) thirty-seven

8



- A) Give
- B) Stand
- C) Turn
- D) Come

9



**Yukarıda yapılan ricaya karşılık olarak olumlu cevap nasıl verilir?**

- A) Excuse me?
- B) Sorry, not right now.
- C) Say that again, please.
- D) Here you are.

10



..... your hand, please.

- A) Sit
- B) Take
- C) Raise
- D) Clean

11

**Sarah :** Give me the book, please.  
**Judy :** .....  
**Sarah :** The book, please.  
**Judy :** Okay.

**Seçeneklerden hangisi yukarıdaki konuşmayı tamamlar?**

- A) No, you may not
- B) Say that again, please
- C) Sorry, but not right now
- D) Here you are

12

**Aşağıdaki eşleştirmelerden hangisi doğrudur?**

A)



pencil case

B)



desk

C)



sharpener

D)



eraser